


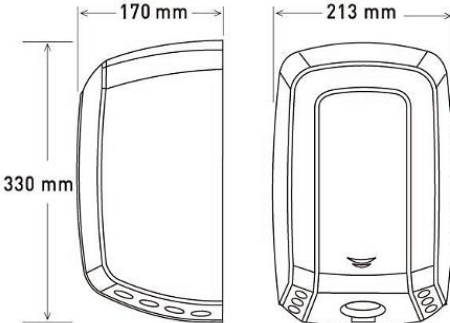


Acme Sanitary Ware Co Ltd

Acme Building, 22-28 Nanking Street, Kowloon, Hong Kong
 Tel: 2388 7171 Fax: 2710 8012
 E-mail: acme@acmesanitary.com.hk
 Website: www.acmesanitaryware.com.hk

PROJECT		REF		REV	ITEM CODE	
LOCATION		DATE			PAGE	

SANITARY WARE SPECIFICATION SHEET


Item Descriptions	Mediclinics "Machflow®Plus" (Spain) Stainless steel AISI 304 wall-mounted automatic hand dryer in satin finish	<div>Illustration/ Drawing</div> <div><div><div>340 km/h</div><div>mediclinics</div><div>BRUSHLESS MOTOR</div></div><div></div><div><div><div><div>170 mm</div><div>213 mm</div><div>330 mm</div></div><div></div></div></div><div>Technical Specifications</div><table><tr><td>Voltage</td><td>100 - 120V / 220 - 240V</td></tr><tr><td>Frequency</td><td>50/60Hz</td></tr><tr><td>Electrical Isolation</td><td>Class I</td></tr><tr><td>Total power</td><td>250 – 1,100W</td></tr><tr><td>Consumption</td><td>1.3 – 4.8A</td></tr><tr><td>Motor power</td><td>900W</td></tr><tr><td>Rpm</td><td>17,600 – 27,600</td></tr><tr><td>Heating element power</td><td>200W or 0W (ON/OFF switch)</td></tr><tr><td>Dimensions</td><td>330x213x170 mm</td></tr><tr><td>Weight</td><td>5.5Kg</td></tr><tr><td>Cover thickness</td><td>1.5mm</td></tr><tr><td>Drying time</td><td>8-15sec</td></tr><tr><td>Effective airflow</td><td>101 - 177 m3/h (1,680 - 2,950 l/min)</td></tr><tr><td>Air velocity</td><td>220 – 340Km/h</td></tr><tr><td>Air temperature (10 cm distance/23°C)</td><td>42°C</td></tr><tr><td>Sound pressure ^(*) (at 2m)</td><td>67 – 74dBA</td></tr><tr><td>Protection rating</td><td>IP23</td></tr></table></div>	Voltage	100 - 120V / 220 - 240V	Frequency	50/60Hz	Electrical Isolation	Class I	Total power	250 – 1,100W	Consumption	1.3 – 4.8A	Motor power	900W	Rpm	17,600 – 27,600	Heating element power	200W or 0W (ON/OFF switch)	Dimensions	330x213x170 mm	Weight	5.5Kg	Cover thickness	1.5mm	Drying time	8-15sec	Effective airflow	101 - 177 m3/h (1,680 - 2,950 l/min)	Air velocity	220 – 340Km/h	Air temperature (10 cm distance/23°C)	42°C	Sound pressure ^(*) (at 2m)	67 – 74dBA	Protection rating	IP23
Voltage	100 - 120V / 220 - 240V																																			
Frequency	50/60Hz																																			
Electrical Isolation	Class I																																			
Total power	250 – 1,100W																																			
Consumption	1.3 – 4.8A																																			
Motor power	900W																																			
Rpm	17,600 – 27,600																																			
Heating element power	200W or 0W (ON/OFF switch)																																			
Dimensions	330x213x170 mm																																			
Weight	5.5Kg																																			
Cover thickness	1.5mm																																			
Drying time	8-15sec																																			
Effective airflow	101 - 177 m3/h (1,680 - 2,950 l/min)																																			
Air velocity	220 – 340Km/h																																			
Air temperature (10 cm distance/23°C)	42°C																																			
Sound pressure ^(*) (at 2m)	67 – 74dBA																																			
Protection rating	IP23																																			
Dimensions	L213 x W170 x H330 mm																																			
Model	M19ACS																																			
Material/ Finish	Stainless Steel / Satin Finish																																			
Manufacturer	Mediclinics, S.A. (Spain)																																			
Supplier	Acme Sanitary Ware Co. Ltd Mr. Eric Wong/ Mr. Don Yuen																																			
Contact Tel/Fax	(852) 2388-7171 / (852) 2710-8012																																			
E-mail	acme@acmesanitary.com.hk																																			
Website	www.acmesanitary.com.hk																																			

General description

- Sensor operated high-speed hand dryer with free-maintenance brushless motor, ensuring long lifespan, being ideal for an intensive usage.
- With a compact and very robust design, this hand dryer is energetically very efficient and sustainable, providing great energy savings and ultra-fast hand drying. Strongly recommended for high traffic places.
- Universal voltage –accepts 100-120 / 220-240 VAC input.
- It has an adjustable power motor that regulates energy consumption (between 250 and 1,100W) and provides a maximum air output speed of 340km/h that dries your hands between 8 and 15 seconds.
- Optionally, it is also possible to incorporate a quick assembly / disassembly kit for the machine ("Plug-in" kit code KTP009) that allows you to install and uninstall the hand dryer easily, quickly and safely, making maintenance much more efficient and reducing your costs at the same time.
- New air concentrator nozzle which helps to channel better the airflow on the hands. Instead of blowing air all over the hands, it focuses the airflow for a more targeted drying. The narrower opening of the concentrator gives the airflow greater pressure on exit, boosting its speed and thus, making the hand drying process much more efficient.
- It has an odor neutralizer, code RCPOM14 that aromatizes and deodorizes the environment thanks to its soft fragrance (optional).
- Machflow Plus is equipped with an automatic safety disconnection system that switches it off automatically after 60 seconds of continuous use.
- It is supplied as standard with all the elements to fix it to a brick wall



M19A
White epoxy finish




M19AB
Matte black epoxy finish



M19AC
Bright finish



M19ACS
Satin finish

Note:  <https://youtu.be/AtzteMyIlsA>



* All information of the above is for the reference only. No prior notice is made if any changes.

Source: Mediclinics.



Acme Sanitary Ware Co Ltd

Acme Building, 22-28 Nanking Street, Kowloon, Hong Kong

Tel: 2388 7171 Fax: 2710 8012

E-mail: acme@acmesanitary.com.hk

Website: www.acmesanitaryware.com.hk

PROJECT		REF		REV	ITEM CODE	
LOCATION		DATE			PAGE	

SANITARY WARE SPECIFICATION SHEET

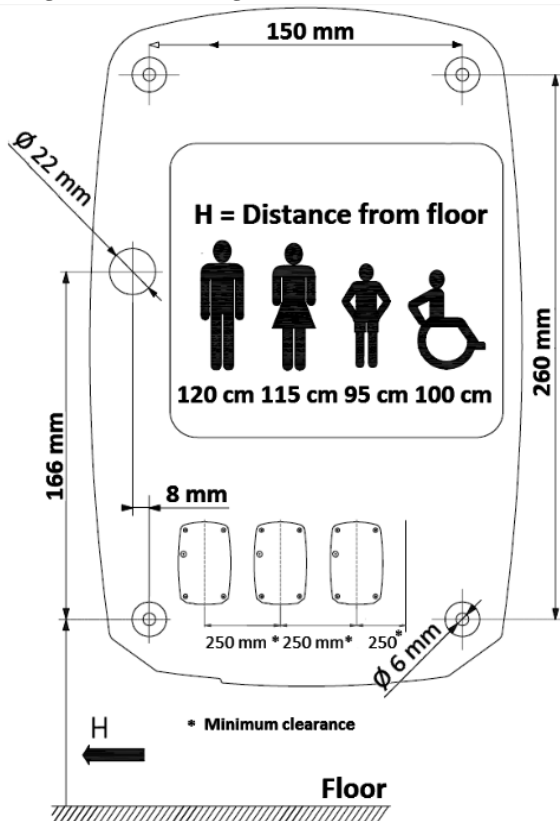
Components and materials

- **COVER:** made of one piece without welding of steel (M19A... and M19AB...) or AISI 304 stainless steel (M19AC... and M19ACS...), 1.5 mm thick.
- **BASE PLATE:** made of PA6V0 fire resistant plastic. It incorporates 4 silent-blocks to cushion mechanical vibrations.
- **INTERIOR SET:** made of PA6V0 fire resistant plastic.
- **MOTOR:** extremely durable high-speed Class F brushless motor, maintenance free, with adjustable power, allowing electricity consumption and sound pressure to be regulated.
- **HEATING ELEMENT:** minimum waved wire NiCr heating element of 400W, mounted on a mica frame that incorporates a self-resetable thermal cut-off which disconnects the whole appliance. The heating element can be disconnected by means of a ON/OFF switch.
- **HANDS DETECTION SYSTEM:** contactless self-adjusting infrared hand detection sensor, which assures the ideal sensor range for the specific location will be set automatically. After to power the source connection, it must wait 10 seconds in order to allow the system to set the ideal sensor distance range. It has an automatic disconnection system after 60 "of continuous use.
- **ODOR NEUTRALIZER:** aromatizes and deodorizes the environment through its soft fragrance (optional).

Operation

Place the hands under the air outflow valve. The dryer will start automatically, and go on with no interruption as long as the hands are kept in the detection range of the sensor. The appliance will stop 2 seconds after the hands are removed from the airflow or 60 seconds after continuous working.

Mounting (Recommended hights distance from the floor)



Heating element ON/OFF switch

Option to turn ON/OFF the heating element



Heating element

For a maximum comfort



The Machflow® Plug-in technology is an easy, practical, fast and secure system to install and uninstall the hand dryer (optional)

CODES	Cover material	Cover finish
M19A	Steel	White
M19AB	Steel	Black
M19AC	Stainless steel	Bright
M19ACS	Stainless steel	Satin

Note: <https://youtu.be/AtzteMyIlsA>



* All information of the above is for the reference only. No prior notice is made if any changes.

Source: Mediclinics.



Acme Sanitary Ware Co Ltd

Acme Building, 22-28 Nanking Street, Kowloon, Hong Kong

Tel: 2388 7171 Fax: 2710 8012

E-mail: acme@acmesanitary.com.hk

Website: www.acmesanitaryware.com.hk

PROJECT		REF		REV	ITEM CODE	
LOCATION		DATE			PAGE	

SANITARY WARE SPECIFICATION SHEET

PLUG-IN SYSTEM

The Machflow® Plug-in technology is an easy, practical, fast and secure system to install and uninstall a hand dryer, making maintenance much more efficient and reducing at the same time its costs.

With the Machflow® Plug-in technology a hand dryer can be installed in a few steps and it can be replaced in less than 10 seconds thanks to its SMED (Single-Minute Exchange of Die) system. Furthermore its maintenance can be carried out better at the maintenance workshop and it is totally secure against electric shocks. All of these benefits allow you to reduce the

This fast install/uninstall technology to the wall is **optional** and it is carried out by means of a special kit code: KTP009.

Installation of the dryer with this system is as follows



1 The Plug in Kit is compatible with the Machflow hand dryer and the Machflow hairdryer

2 Unscrew the cover screws (x2)

3 Remove the cover by a rotating movement
ATTENTION: To prevent electrical shock, disconnect the power source before installing the Plug in Kit

4 Disconnect the wires and remove the power strip

5 Unscrew the wall mount screws (x4)

6 Remove the silent blocks from the back of the unit (x4)

7 Route the wires through the holes to the back of the unit as shown on the picture

8 At the back of the unit, connect the wires to the fast connector following the engraved letters (N, L and Earth)

9 Fix the fast connector to the back of the unit using 2 screws

10 Close the dryer cover

11 Screw the cover fixing screws (x2)
Your dryer is now ready to be used on a Plug-in base

12 Same wall holes may be used for the Plug-in installation

13 Route the wires through the Plug-in base as shown on the picture

14 Screw the Plug-in base to the wall (x4)

15 Connect the wires to the fast connector following the engraved

16 Fix the fast connector to the Plug-in base using 2 screws

17 Close the security cover
Your Plug-in base is now ready to be used with a Plug-in dryer

18 Mount the dryer over the Plug-in base with a from top to down movement

19 Screw the safety screw
Your dryer is ready to be used

Note: <https://youtu.be/AtzteMyIlsA>



* All information of the above is for the reference only. No prior notice is made if any changes.

Source: Mediclinics,



Acme Sanitary Ware Co Ltd

Acme Building, 22-28 Nanking Street, Kowloon, Hong Kong









Tel: 2388 7171 Fax: 2710 8012

E-mail: acme@acmesanitary.com.hk

Website: www.acmesanitaryware.com.hk

HAND DRYERS

Table

	MODEL	OPERATION		DIMINENSIONS (mm)	Ionizer	HEPA filter media	Drain Pipe	ADJUSTABLE POWER	MOTOR			TRAFFIC FREQUENCY		
		manual	sensor						induction	brush	brushless	HIGH	MEDIUM	LOW
	dualflowplus													
	M24A		•	L320xD228xH665	•	•	•				•	•		
	M24AB		•		•	•	•				•	•		
	M24ACS		•		•	•	•				•	•		
	M14A		•		•	•	•	•		•		•		
	M14AB		•		•	•	•	•		•		•		
	M14ACS		•		•	•	•	•		•		•		
	machflowplus / machflow													
	M19A		•	L213xD170xH330	•	•		•			•	•		
	M19AB		•		•	•				•	•			
	M19AC		•		•	•				•	•			
	M19ACS		•		•	•				•	•			
	M09A		•		•	•				•		•		
	M09AB		•		•	•				•		•		
	M09AC		•		•	•				•		•		
	M09ACS		•		•	•				•		•		
	speedflowplus / speedflow													
	M17A		•	L290xD100xH270 (INSIDE CABINET)	•	•		•		•		•		
	M17AB		•		•	•				•		•		
	M17AC		•		•	•				•		•		
	M17ACS		•		•	•				•		•		
	M17AF		•		•	•				•		•		
	M06A		•					•		•		•		
	M06AB		•					•		•		•		
	M06AC		•					•		•		•		
	M06ACS		•					•		•		•		
	M06AF		•					•		•		•		
	saniflow													
	E05	•		L276xD214xH245						•		•		
	E05B	•								•		•		
	E05C	•								•		•		
	E05CS	•		L282xD215xH255						•		•		
	E85	•								•		•		
	E88	•								•		•		
	E88B	•		L278xD212xH248						•		•		
	E88C	•								•		•		
	E88CS	•								•		•		
	E88O	•								•		•		
	E05A		•		L276xD214xH245	•					•		•	
	E05AB		•	•						•		•		
	E05AC		•	•						•		•		
E05ACS		•	L282xD215xH255	•					•		•			
E85A		•		•					•		•			
E88A		•		•					•		•			
E88AB		•	L278xD212xH248	•					•		•			
E88AC		•		•					•		•			
E88ACS		•		•					•		•			
E88AO		•		•					•		•			
	mediflow													
	M02A		•	L275xD164xH325	•					•			•	
	M02AB		•		•					•			•	
	M02AC		•		•					•			•	
	M02ACS		•		•					•			•	
	M03A		•		•					•			•	
	M03AB		•		•					•			•	
	M03AC		•		•					•			•	
	M03ACS		•		•					•			•	
	optima													
	M99A		•	L260xD150xH302	•				•				•	
	M99AC		•		•				•				•	
	M99ACS		•		•				•				•	
	juniorplus													
	M88APLUS		•	L253xD150xH303	•				•				•	
	M88PLUS	•		L253xD153xH303					•				•	
	smartflow													
	M04A		•	L147xD138xH259	•					•				•
	M04AC		•		•					•				•
	M04ACS		•		•					•				•

• Optional